



Special Edition of FDR series

Specifications

				
Product name	FDR SE Lite G35	FDR SE Lite C35	FDR SE Lite G43	FDR SE Lite C43
Model name	Mars1417XF-GSI	Mars1417XF-CSI	Mars1717XF-GSI	Mars1717XF-CSI
Scintillator	GOS (Gadolinium oxysulfide)	CsI (Cesium Iodide)	GOS (Gadolinium oxysulfide)	CsI (Cesium Iodide)
Detector size	460 × 384 × 15mm (Approx.)	460 × 384 × 15mm (Approx.)	460 × 460 × 15mm (Approx.)	460 × 460 × 15mm (Approx.)
Weight	Approx. 3.0kg (including battery)	Approx. 3.0kg (including battery)	Approx. 4.0kg (including battery)	Approx. 4.0kg (including battery)

Battery charger, 2 batteries are included in the standard package.

Optional parts



DC cable

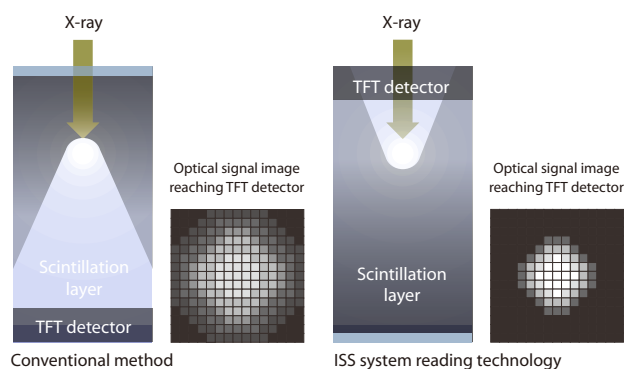
External appearance and specifications are subject to change without notice.
FDR SE Console (model name: DR-ID330CL) is not included in the component of FDR SE Lite Series.
FDR SE Lite Series and FDR SE Console are independent from regulatory perspective.
For the details of the regulatory information and availability in your country, please contact our local representative.
All products require the regulatory approval of the importing country.

FDR SE Lite NEW **Series**
G35 | G43 | C35 | C43

Simplicity and Efficiency in X-ray imaging

FDR SE Lite Series

An outstanding technology



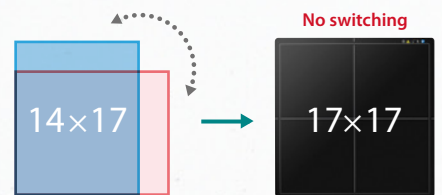
Equipped with Irradiated Side Sampling (ISS) technology, which positions its capture electronics (TFTs) at the irradiation side, in contrast to traditional detectors.



17×17 cassette removes unnecessary cassette handling




The 17×17 square shaped cassette allows improved workflow by removing the requirement of switching the cassette horizontally or vertically during the examination.



IPX4 waterproofing

Structured to prevent the infiltration of liquids, the device conforms to IPX4 and easy-to-clean flat shape. There is no need to worry that fluids such as blood or vomit could enter the device.



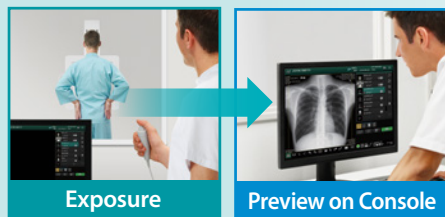
Speedy display of images greatly shortening examination time

Digital radiography requires no steps for imaging and provides imaging results instantly. The efficiency in exam cycle improves clinical outcomes such as shortened exam times and enhanced patient comfort.

CR



FDR



- ▶ Instant Image Transfer
- ▶ Quick image check
- ▶ Simple workflow

Connectable with FDR SE Console*

Optimized X-ray image with advanced image processing technology

Simpler, more efficient with improved workflow for the radiographer, our advanced image processing provides high quality image with reduced impact for the patients.

* FDR SE Console (Model name: DR-ID 330CL) is not included in the component of FDR SE Lite Series.

